



2022 04 20



r ch " st

| | | | | | |
|--|---------|--------|--------|---------|---------|
| | | 300 | 500 | | |
| | 1659 | 1482 | 1269 | 1089 | 978 |
| | 500 | 300 | | | |
| | 557 | 316 | 157 | 152 | 138 |
| | 2 | | 5 | | |
| | 108.38% | 69.72% | 68.15% | -41.20% | -44.48% |
| | 5.08% | 4.84% | 4.37% | -8.34% | -9.03% |
| | 2.16% | 1.60% | 1.48% | -3.81% | -4.02% |
| | 6.27% | 5.00% | 4.89% | 4.22% | 3.83% |
| | 3775 | 3293 | 3175 | 2532 | 2360 |
| | 981 | 451 | 387 | 343 | 315 |
| | 51.90% | 47.44% | 24.71% | -5.94% | -24.49% |
| | 2.96% | 2.66% | 1.48% | -4.94% | -6.92% |



3

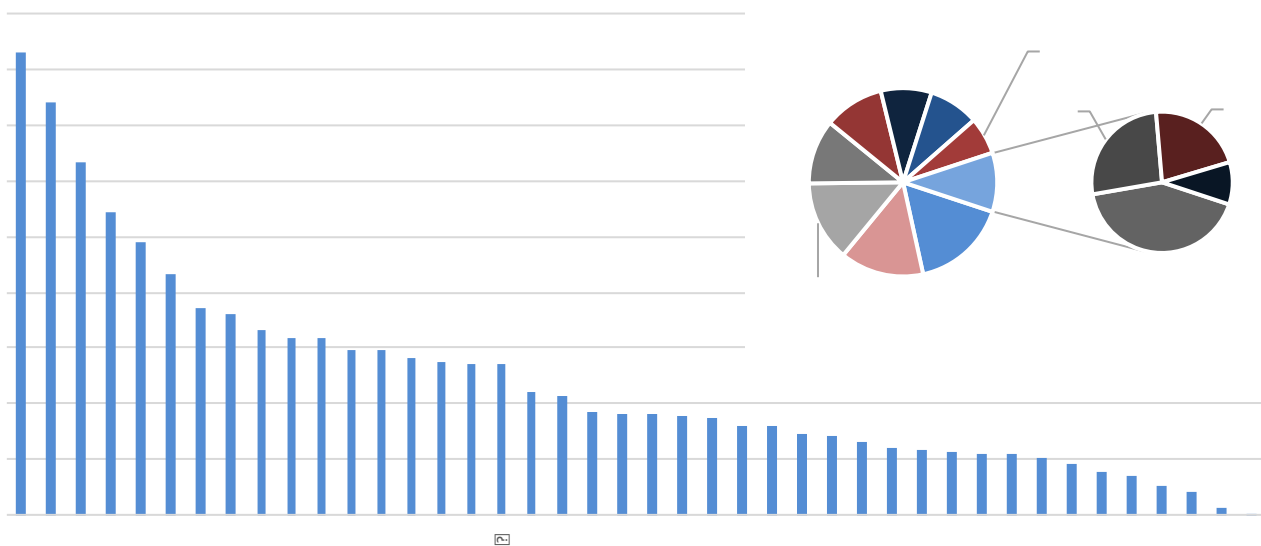
2

5

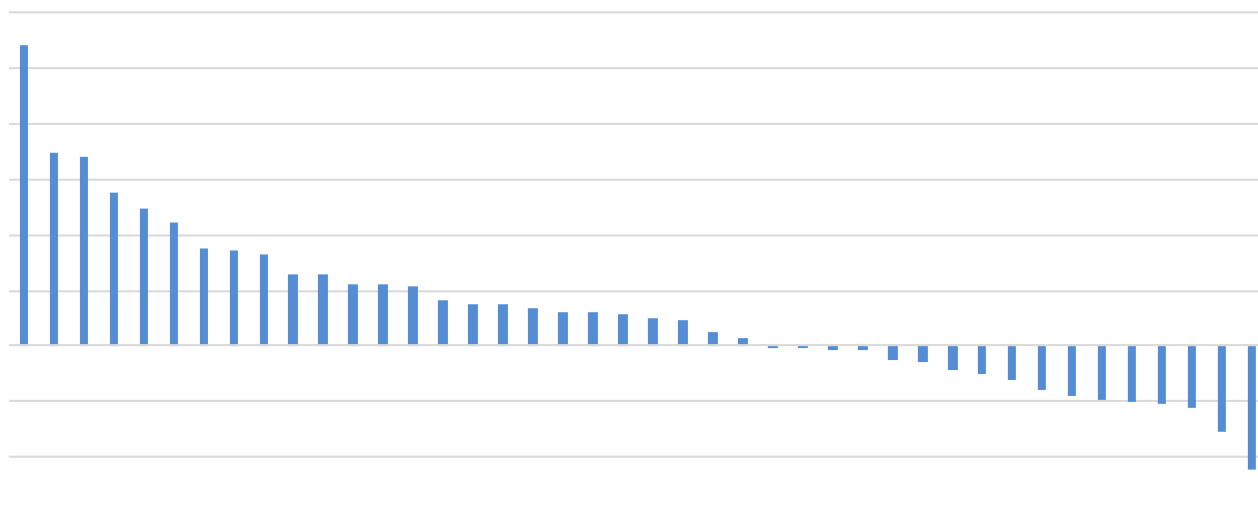
500



1



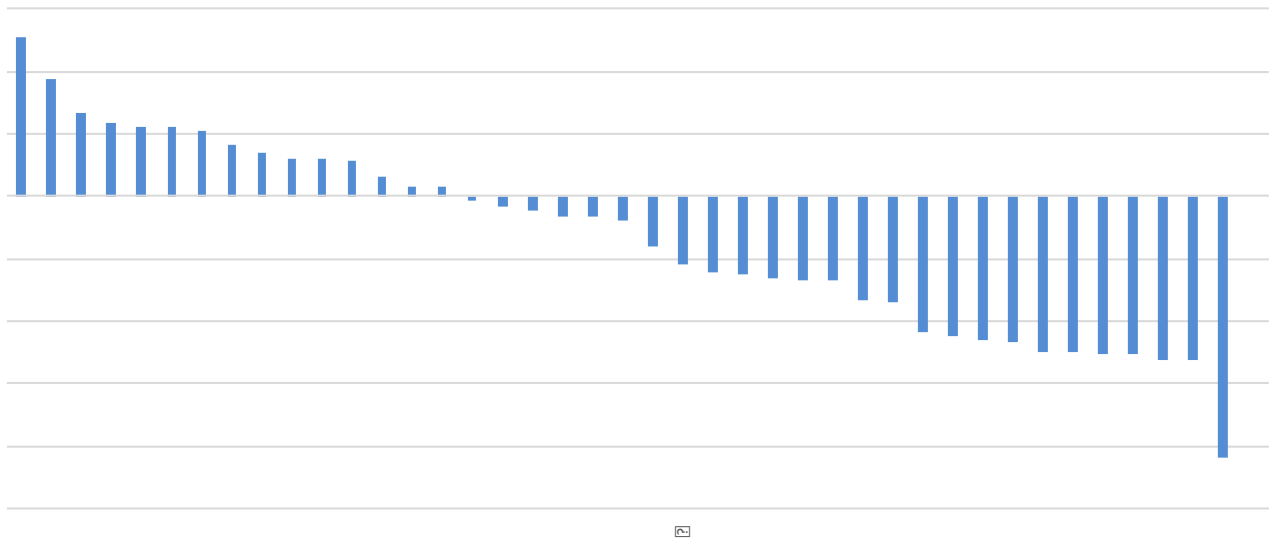
WIND



2

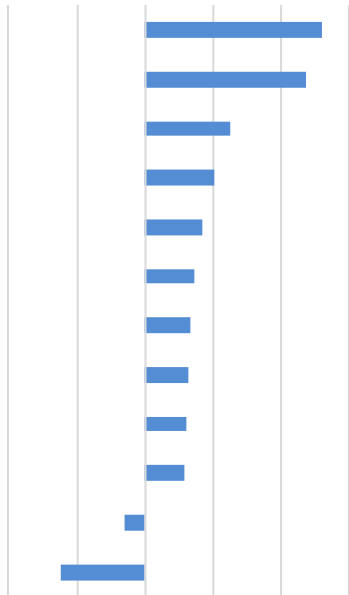


4



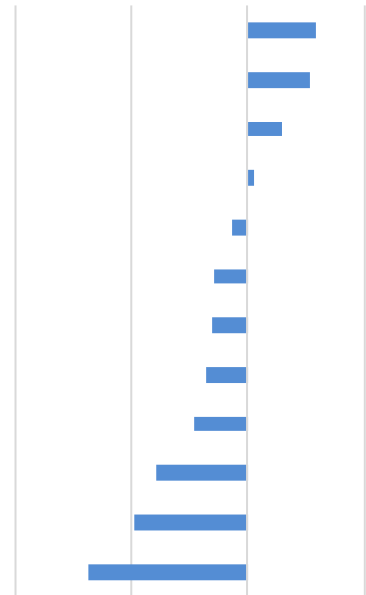
WIND

5



WIND

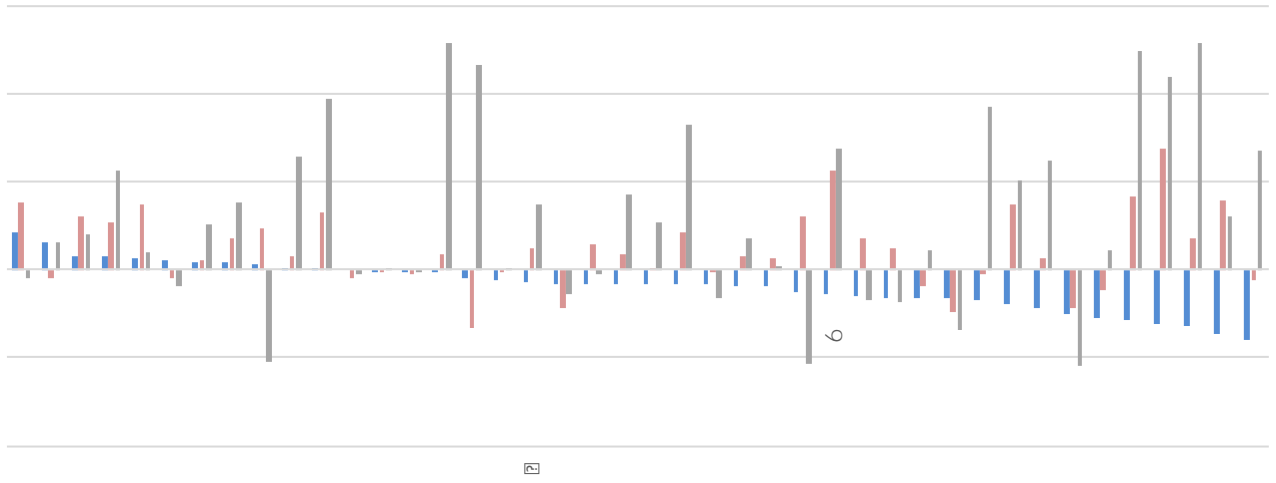
6



WIND

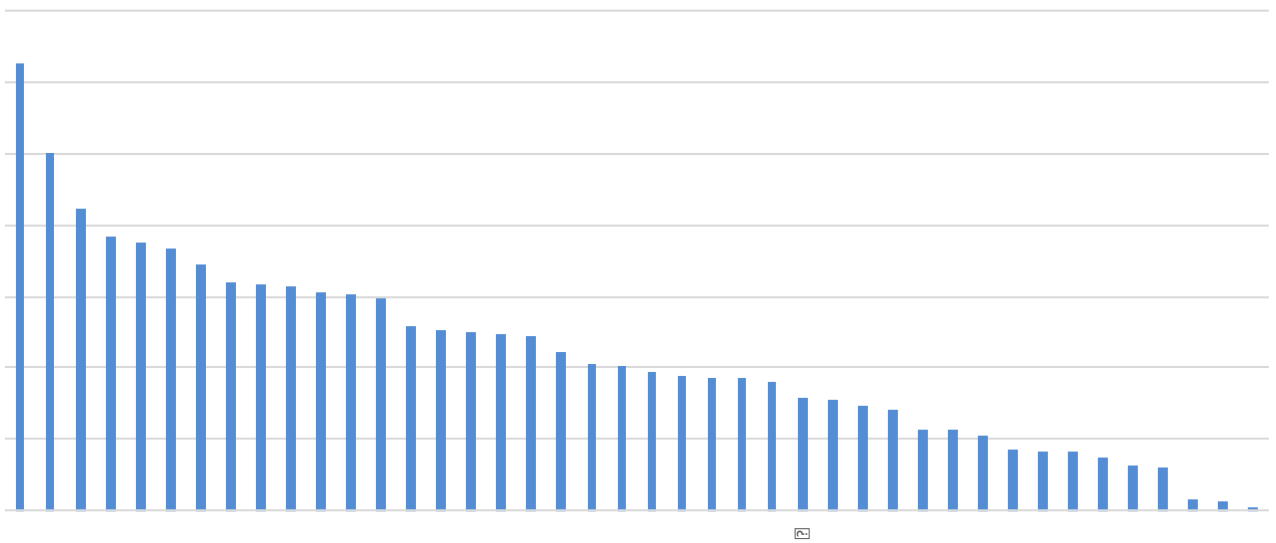


7



WIND

8



WIND





| | | | | | | | | | | |
|--|-----|--------------|----------|----------|----------|----------|---------|--------------------|---------|---------|
| | 300 | IF2205. CFE | 4130 | 4139 | 4054 | 4054. 6 | -1. 65% | +6010(+7. 39%) | 87351 | 84223 |
| | 50 | IH2205. CFE | 2864. 8 | 2871. 6 | 2831. 2 | 2834 | -0. 76% | -566(-1. 50%) | 37076 | 36951 |
| | 500 | IC2205. CFE | 6065. 8 | 6082. 4 | 5902 | 5904. 2 | -2. 47% | +7930(+8. 37%) | 102728 | 66735 |
| | 5 | TF2206. CFE | 101. 515 | 101. 515 | 101. 35 | 101. 425 | -0. 08% | -5754(-5. 59%) | 97216 | 55715 |
| | 10 | T2206. CFE | 100. 13 | 100. 205 | 100. 085 | 100. 17 | 0. 00% | -904(-0. 55%) | 162296 | 70307 |
| | 2 | TS2206. CFE | 101. 21 | 101. 225 | 101. 17 | 101. 195 | -0. 02% | -2552(-5. 22%) | 46355 | 32475 |
| | | CU2205. SHF | 74760 | 74770 | 74320 | 74480 | -0. 90% | -14029(-9. 39%) | 135362 | 60056 |
| | | AL2205. SHF | 21795 | 21900 | 21720 | 21790 | -1. 25% | -11387(-8. 74%) | 118918 | 142295 |
| | | ZN2205. SHF | 28470 | 28800 | 28265 | 28650 | -0. 14% | -11671(-11. 96%) | 85873 | 190346 |
| | | PB2205. SHF | 15600 | 15600 | 15385 | 15405 | -1. 47% | -3652(-11. 39%) | 28398 | 39712 |
| | | NI 2205. SHF | 239790 | 244200 | 232210 | 233780 | -3. 04% | -2974(-5. 53%) | 50807 | 110789 |
| | | SN2205. SHF | 338000 | 344000 | 337640 | 337940 | -1. 19% | -1414(-5. 69%) | 23425 | 25532 |
| | | BC2206. INE | 66850 | 66850 | 66400 | 66570 | -1. 07% | -424(-3. 93%) | 10373 | 9884 |
| | | AU2206. SHF | 404. 46 | 405. 24 | 399. 32 | 400. 06 | -1. 59% | -12715(-8. 16%) | 143143 | 161069 |
| | | AG2206. SHF | 5265 | 5266 | 5135 | 5147 | -2. 70% | -24633(-5. 31%) | 439350 | 603358 |
| | | RB2210. SHF | 5021 | 5145 | 5015 | 5106 | 0. 79% | +52468(+2. 96%) | 1824534 | 1752642 |
| | | HC2210. SHF | 5160 | 5263 | 5158 | 5223 | 0. 42% | +44802(+7. 01%) | 684135 | 463586 |
| | | SS2205. SHF | 20265 | 20315 | 19860 | 19890 | -1. 66% | -10546(-20. 77%) | 40232 | 77816 |
| | | J2209. DCE | 3890 | 4000 | 3875 | 3905 | -3. 22% | +403(+1. 53%) | 26748 | 30606 |
| | | JM2209. DCE | 3020 | 3092 | 2988 | 3008 | -4. 02% | +2177(+6. 50%) | 35672 | 48801 |
| | | I 2209. DCE | 889 | 919. 5 | 887 | 898 | -1. 75% | -6166(-0. 97%) | 628884 | 555455 |
| | | SF209. CZC | 11000 | 11186 | 10910 | 11018 | -0. 02% | -9278(-6. 25%) | 139151 | 207632 |
| | | SM209. CZC | 9000 | 9050 | 8936 | 8962 | -0. 40% | +386(+0. 27%) | 144846 | 141476 |
| | | FU2209. SHF | 4050 | 4074 | 3952 | 4016 | -3. 09% | -11470(-3. 83%) | 288303 | 1051207 |
| | | SC2206. INE | 684. 9 | 687 | 665 | 676. 6 | -3. 63% | -2325(-6. 64%) | 32685 | 226790 |
| | | LU2207. INE | 5068 | 5129 | 5015 | 5089 | -2. 08% | +1107(+3. 35%) | 34157 | 62877 |
| | LPG | PG2205. DCE | 6150 | 6245 | 6050 | 6185 | -1. 89% | -4950(-14. 44%) | 29331 | 69686 |
| | | ZC205. CZC | 828 | 830 | 778 | 812. 4 | -1. 57% | -71(-5. 51%) | 1218 | 249 |
| | | BU2206. SHF | 3930 | 3947 | 3798 | 3892 | -2. 16% | -16782(-5. 54%) | 286022 | 631569 |
| | | RU2209. SHF | 13465 | 13475 | 13360 | 13400 | -0. 85% | +8363(+3. 91%) | 222085 | 233890 |
| | | SP2209. SHF | 7200 | 7218 | 7092 | 7172 | 0. 20% | -3705(-2. 13%) | 170039 | 210156 |
| | 20 | NR2206. INE | 11345 | 11360 | 11150 | 11210 | -1. 28% | +1188(+3. 34%) | 36798 | 24533 |
| | | L2209. DCE | 9025 | 9025 | 8950 | 8971 | -0. 97% | +148814(+173. 99%) | 234343 | 306655 |
| | PP | PP2205. DCE | 8803 | 8904 | 8803 | 8838 | -0. 77% | -11349(-10. 65%) | 95197 | 252837 |
| | | EG2205. DCE | 4932 | 5005 | 4914 | 4966 | 0. 38% | -20563(-12. 01%) | 150688 | 234960 |
| | | EB2205. DCE | 9514 | 9764 | 9472 | 9732 | 1. 60% | -21810(-24. 31%) | 67916 | 157264 |
| | PTA | TA209. CZC | 6180 | 6228 | 6130 | 6180 | -0. 64% | -66(-0. 01%) | 905545 | 1340675 |
| | | PF206. CZC | 7916 | 8054 | 7914 | 8006 | 0. 13% | +69713(+239. 64%) | 98804 | 109011 |
| | | MA209. CZC | 2960 | 2994 | 2940 | 2958 | -1. 43% | +51138(+7. 12%) | 768889 | 964879 |
| | | UR209. CZC | 2789 | 2811 | 2766 | 2797 | -0. 43% | -1091(-1. 17%) | 92189 | 58826 |
| | | SA209. CZC | 3200 | 3250 | 3093 | 3107 | -3. 81% | -5427(-0. 91%) | 593385 | 1339060 |
| | | FB2205. DCE | 1300. 5 | 1306. 5 | 1287. 5 | 1290. 5 | -1. 19% | +166(+6. 37%) | 2770 | 3644 |
| | PVC | V2205. DCE | 9050 | 9271 | 9050 | 9199 | 0. 47% | -12882(-9. 84%) | 118080 | 423027 |
| | | FG209. CZC | 2081 | 2115 | 2052 | 2066 | 0. 10% | +5365(+0. 87%) | 619640 | 1272060 |



| | | | | | | | | | |
|--|-------------|-------|-------|-------|-------|--------|-----------------|---------|---------|
| | M2209. DCE | 4029 | 4098 | 3996 | 4064 | 2.16% | +50838(+3.95%) | 1338881 | 1167511 |
| | Y2209. DCE | 11002 | 11092 | 10886 | 10940 | -0.83% | -10197(-2.39%) | 415970 | 546102 |
| | A2207. DCE | 6150 | 6199 | 6103 | 6182 | 0.50% | -10(-0.01%) | 108473 | 95466 |
| | B2205. DCE | 5255 | 5339 | 5236 | 5287 | 0.99% | -1372(-6.32%) | 20323 | 28615 |
| | P2209. DCE | 11374 | 11484 | 11000 | 11124 | -2.83% | -15294(-4.93%) | 294663 | 853993 |
| | O1209. CZC | 13370 | 13550 | 13253 | 13353 | 0.05% | +4407(+2.80%) | 161968 | 229048 |
| | RM209. CZC | 3826 | 3868 | 3793 | 3836 | 0.71% | +2249(+0.68%) | 334072 | 379928 |
| | PK210. CZC | 9496 | 9520 | 9276 | 9278 | -2.79% | +2369(+3.16%) | 77329 | 96344 |
| | C2209. DCE | 2991 | 3014 | 2983 | 3008 | 0.80% | +48038(+4.17%) | 1200955 | 487517 |
| | RR2206. DCE | 3416 | 3431 | 3414 | 3422 | -0.12% | +290(+3.21%) | 9317 | 6021 |
| | CS2207. DCE | 3393 | 3427 | 3375 | 3424 | 1.48% | +8216(+3.92%) | 217770 | 147361 |
| | LH2209. DCE | 18100 | 18440 | 17750 | 17855 | -1.35% | +2229(+4.83%) | 48386 | 41929 |
| | JD2209. DCE | 4830 | 4837 | 4782 | 4800 | -0.54% | +1229(+1.42%) | 87786 | 48533 |
| | AP210. CZC | 8783 | 8896 | 8680 | 8738 | -0.47% | +18223(+12.34%) | 165878 | 306275 |
| | CJ209. CZC | 11860 | 12060 | 11710 | 11800 | -2.72% | -24(-0.08%) | 30120 | 16489 |
| | SR209. CZC | 6041 | 6041 | 6002 | 6022 | -0.82% | -16588(-3.77%) | 423017 | 295631 |
| | CF209. CZC | 21515 | 21515 | 21355 | 21400 | -0.81% | -7509(-2.45%) | 298662 | 158188 |
| | CY205. CZC | 27780 | 27780 | 27240 | 27290 | -1.78% | +144(+7.99%) | 1946 | 1418 |

WIND

